


MOUNTABLE SPRAY HEAD CPD - A 360°-2''

- ❖ Intended to improve operational efficiency and safety while reducing the physical hardship of the job, the **MOUNTABLE SPRAY HEAD CPD – A 360°-2** is suitable for any size of shotcrete task.
- ❖ It can be mounted on any excavators between 3.300 and 33.000 lbs within minutes.
- ❖ Completely hydraulic-mechanical the **MOUNTABLE SPRAY HEAD CPD – A 360°-2** is operated via the excavator's hydraulic circuit and does not require any additional components.
- ❖ Totally self-sufficient, it is equipped with concrete -, air – and additive hoses and its spray radius can be easily defined and adjusted using the regulator fitted to its housing.
- ❖ Also available for bigger demands as **CPD – A 360°-2,5''** with 2,5 inch nozzle

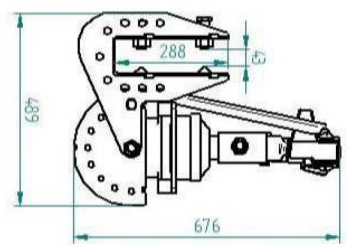
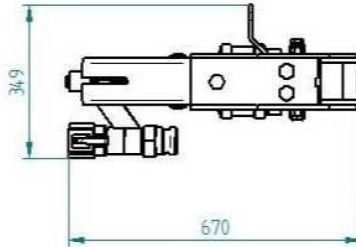
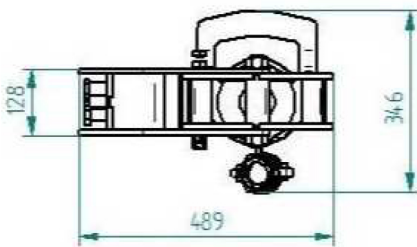


Technical specifications:

Weight:

65 KG

Dimensions:



Rotation:

With recommended 6 l/min oil flow at 80 bar the spray head performs one (1) rotation per second, which can be increased seamlessly by increasing the oil flow.