



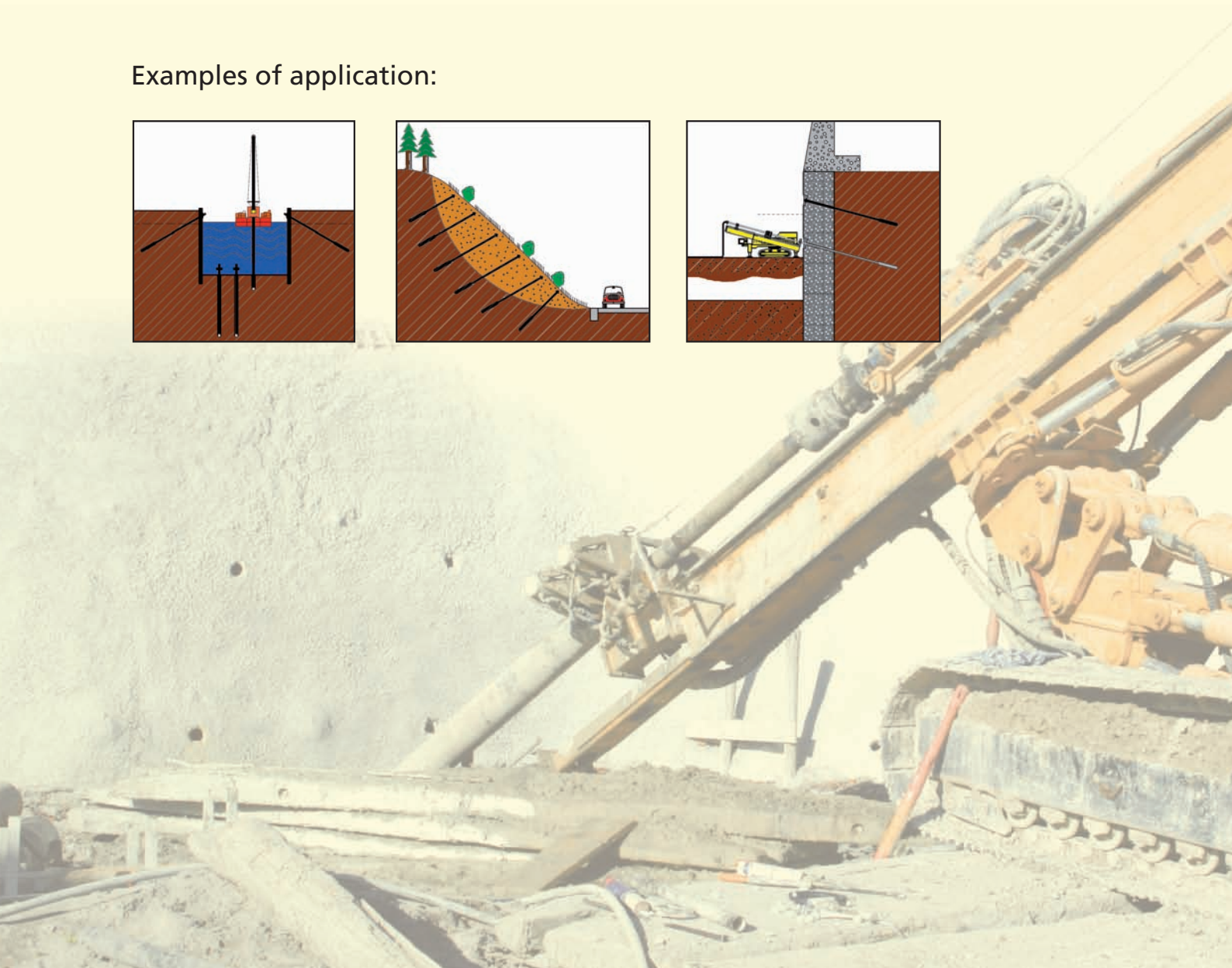
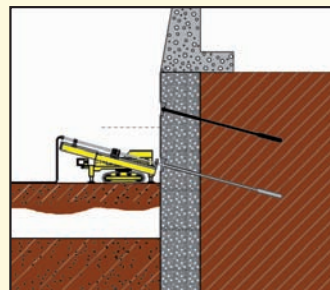
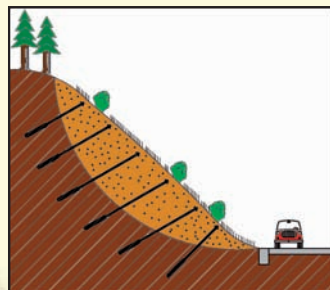
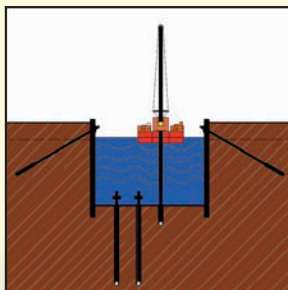
Specialists for Overburden Drilling Products

Rotary Drilling Systems D 88.9 – D 152.4 with rotary head

This drilling system is used in solid and loose grounds with basic drill rods.

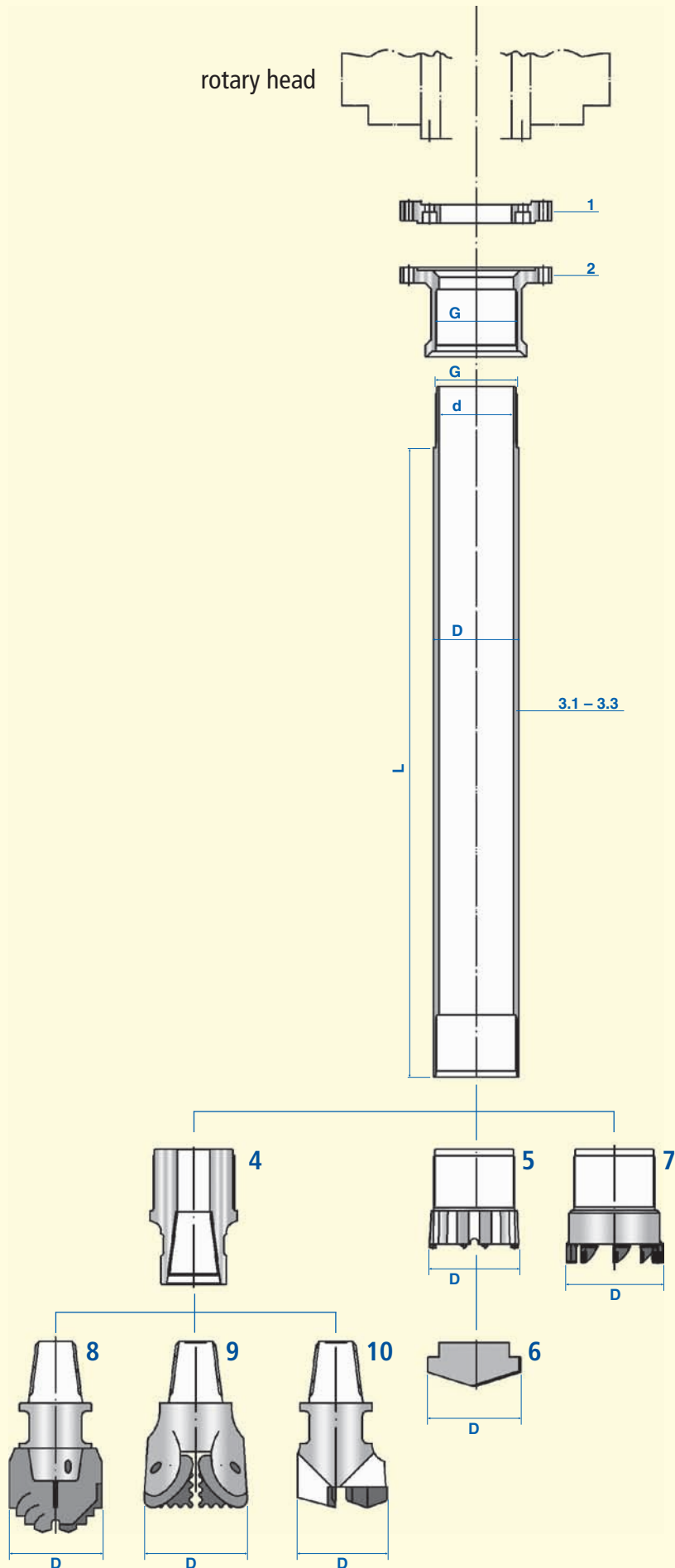
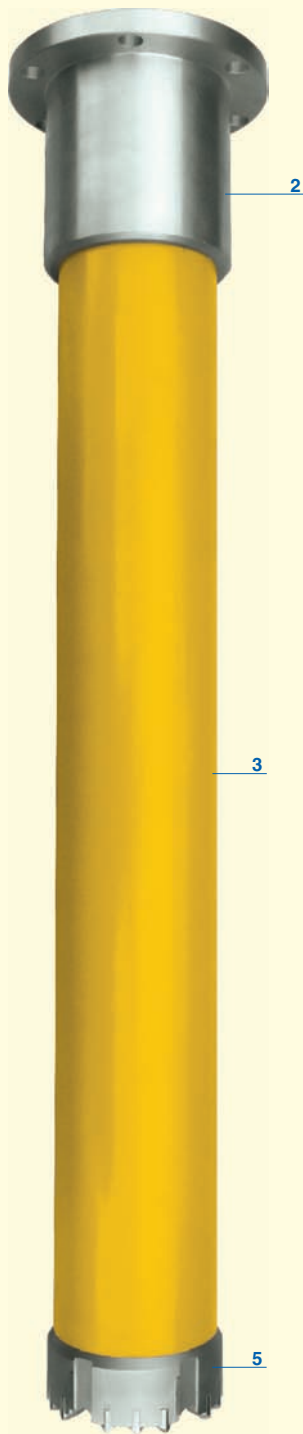
Suitable for flushing drilling in sandy ground. Also used for drilling in silty, clayey or loamy grounds with suitable tools eg drag bits or rock bits. Different flushing mediums can be used.

Examples of application:



Rotary Drilling Systems

with rotary head



Rotary Drilling System D 88.9

with rotary head

Pos.	Description
1	Connecting flange, suitable to rotary head in use (size indicated with order)
2	Flange D 88.9, 1 start, cyl. LHT or RHT (G), suitable to flange of rotary head in use or to connecting flange pos. 1 (indicated with order)
3	Casing D 88.9, 1 start, cyl. LHT or RHT (G) x 8.8mm wth x 69mm (d). Quality tubes: S355J2H; welding ends: high tempered steel quality, friction welded
3.1	3000 mm length
3.2	2000 mm length
3.3	1000 mm length
4	Adaptor D 88.9, 1 start, cyl. LHT or RHT male x 2 3/8" API reg. female thread with SF
5	Casing bit D 88.9, 1 start, cyl. LHT or RHT male x D 95mm, button type, with groove for cross blade
6	Cross blade D 105mm, armored or TC-fitted (option)
7	Casing bit D 88.9, 1 start, cyl. LHT or RHT, male x D 110mm with TC welding teeth
8	Rotary drill bit D 88.9, 2 3/8" API reg. male thread x D 100mm, step form, 3 wings
9	Roller bit D 98.3mm (3 7/8") x 2 3/8" API reg. male thread
10	Rotary drill bit D 88.9, 2 3/8" API reg. male thread x D 100mm, 3 wings, TC-plates

Tools

Fishing tap D 88.9, 1 start, cyl. LHT, male

Fishing bell D 88.9, 1 start, cyl. LHT, male

Accessories

Crouting cap D 88.9, 1 start, cyl. LHT, female x G 1 1/4" connection

Crouting nipple D 88.9, 1 start, cyl. LHT, male x G 1 1/4" connection

Signs & Symbols

LHT = left hand thread; RHT = right hand thread; D = outer diameter; d = inner diameter; cyl. = cylindrical; con. = conical; SF = spannerflat; L = length; wth = wall thickness.

The following threads are on offer: right hand, left hand, cylindrical or conical. All casings can be made friction-welded or with nipples.

Please note that this production sheets shows only standard versions due to the lot of possible tool variations. Special designs on request.

Rotary Drilling System D 114.3

with rotary head

Pos.	Description
1	Connecting flange, suitable to rotary head in use (size indicated with order)
2	Flange D 114.3, 2 starts, cyl. LHT or RHT (G), suitable to flange of rotary head in use or to connecting flange pos. 1 (indicated with order)
3	Casing D 114.3, 2 starts, cyl. LHT or RHT (G) x 8.8mm wth x 92mm (d). Quality tubes: S355J2H; welding ends: high tempered steel quality, friction welded
3.1	3000 mm length
3.2	2000 mm length
3.3	1000 mm length
4	Adaptor D 114.3, 2 starts, cyl. LHT or RHT male x 2 7/8" API reg. female thread with SF
5	Casing bit D 114.3, 2 starts, cyl. LHT or RHT male x D 120mm, button type, with groove for cross blade
6	Cross blade D 125mm, armored or TC-fitted (option)
7	Casing bit D 114.3, 2 starts, cyl. LHT or RHT, male x D 130mm with TC welding teeth
8	Rotary drill bit D 114.3, 2 7/8" API reg. male thread x D 120mm, step formation, 3 wings
9	Roller bit D 120.7mm (4 3/4") x 2 7/8" API reg. male thread
10	Rotary drill bit D 114.3, 2 7/8" API reg. male thread x D 120mm, 3 wings, TC-plates

Tools

Fishing tap D 114.3, 3 starts, cyl. LHT, male

Fishing bell D 114.3, 3 starts, cyl. LHT, male

Accessories

Crouting cap D 114.3, 3 starts, cyl. LHT, female x G 1 1/2" connection

Crouting nipple D 114.3, 3 starts, cyl. LHT, male x G 1 1/2" connection

Signs & Symbols

LHT = left hand thread; RHT = right hand thread; D = outer diameter; d = inner diameter; cyl. = cylindrical; con. = conical; SF = spannerflat; L = length; wth = wall thickness.

The following threads are on offer: right hand, left hand, cylindrical or conical. All casings can be made friction-welded or with nipples.

Please note that this production sheets shows only standard versions due to the lot of possible tool variations. Special designs on request.

Rotary Drilling System D 133

with rotary head

Pos.	Description
1	Connecting flange, suitable to rotary head in use (size indicated with order)
2	Flange D 133, 2 starts, cyl. LHT or RHT (G), suitable to flange of rotary head in use or to connecting flange pos. 1 (indicated with order)
3	Casing D 133, 2 starts, cyl. LHT or RHT (G) x 10mm wth x 111mm (d). Quality tubes: S355J2H; welding ends: high tempered steel quality, friction welded
3.1	3000 mm length
3.2	2000 mm length
3.3	1000 mm length
4	Adaptor D 133, 2 starts, cyl. LHT or RHT male x 3 1/2" API reg. female thread with SF
5	Casing bit D 133, 2 starts, cyl. LHT or RHT male x D 140mm, button type, with groove for cross blade
6	Cross blade D 145mm, armored or TC-fitted (option)
7	Casing bit D 133, 2 starts, cyl. LHT or RHT, male x D 150mm with TC welding teeth
8	Rotary drill bit D 133, 3 1/2" API reg. male thread x D 140mm, step formation, 3 wings
9	Roller bit D 120.7mm (5 5/8") x 2 7/8" API reg. male thread
10	Rotary drill bit D 130, 3 1/2" API reg. male thread x D 140mm, 3 wings, TC-plates

Tools

Fishing tap D 133, 3 starts, cyl. LHT, male

Fishing bell D 133, 3 starts, cyl. LHT, male

Accessories

Crouting cap D 133, 3 starts, cyl. LHT, female x G 1 1/2" connection

Crouting nipple D 133, 3 starts, cyl. LHT, male x G 1 1/2" connection

Signs & Symbols

LHT = left hand thread; RHT = right hand thread; D = outer diameter; d = inner diameter; cyl. = cylindrical; con. = conical;

SF = spannerflat; L = length; wth = wall thickness.

The following threads are on offer: right hand, left hand, cylindrical or conical. All casings can be made friction-welded or with nipples.

Please note that this production sheets shows only standard versions due to the lot of possible tool variations. Special designs on request.

Rotary Drilling System D 152.4

with rotary head

Pos.	Description
1	Connecting flange, suitable to rotary head in use (size indicated with order)
2	Flange D 152.4, 2 starts, cyl. LHT or RHT (G), suitable to flange of rotary head in use or to connecting flange pos. 1 (indicated with order)
3	Casing D 152.4, 2 starts, cyl. LHT or RHT (G) x 10mm wth x 130mm (d). Quality tubes: S355J2H; welding ends: high tempered steel quality, friction welded
3.1	3000 mm length
3.2	2000 mm length
3.3	1000 mm length
4	Adaptor D 152.4, 2 starts, cyl. LHT or RHT male x 3 1/2" API reg. female thread with SF
5	Casing bit D 152.4, 2 starts, cyl. LHT or RHT male x D 160mm, button type, with groove for cross blade
6	Cross blade D 165mm, armored or TC-fitted (option)
7	Casing bit D 152.4, 2 starts, cyl. LHT or RHT, male x D 170mm with TC welding teeth
8	Rotary drill bit D 152.4, 3 1/2" API reg. male thread x D 160mm, step design, 3 wings
9	Roller bit D 158.8mm (6 1/4") x 3 1/2" API reg. male thread
10	Rotary drill bit D 152.4, 3 1/2" API reg. male thread x D 160mm, 3 wings, TC-plates

Tools

Fishing tap D 152.4, 3 starts, cyl. LHT, male

Fishing bell D 152.4, 3 starts, cyl. LHT, male

Accessories

Crouting cap D 152.4, 3 starts, cyl. LHT, female x G 1 1/2" connection

Crouting nipple D 152.4, 3 starts, cyl. LHT, male x G 1 1/2" connection

Signs & Symbols

LHT = left hand thread; RHT = right hand thread; D = outer diameter; d = inner diameter; cyl. = cylindrical; con. = conical; SF = spannerflat; L = length; wth = wall thickness.

The following threads are on offer: right hand, left hand, cylindrical or conical. All casings can be made friction-welded or with nipples.

Please note that this production sheets shows only standard versions due to the lot of possible tool variations. Special designs on request.